





Demographic Study 2025

- This demographic report is based on information collected during the cannabis agent registration card application process.
- As of December 2025, there are **12,541 registered*** agent card holders.
- **590** identify as industry executives (owners, officers, and board members).
- This is the third year the CCB generated this report based on data collected from agent card applications, rather than a voluntary survey.

Key Takeaways:

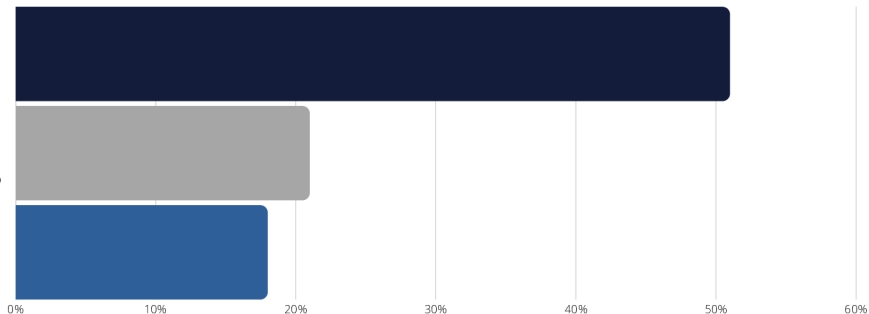
 **60%** identified as **Male**.

 **39%** identified as **Female**.

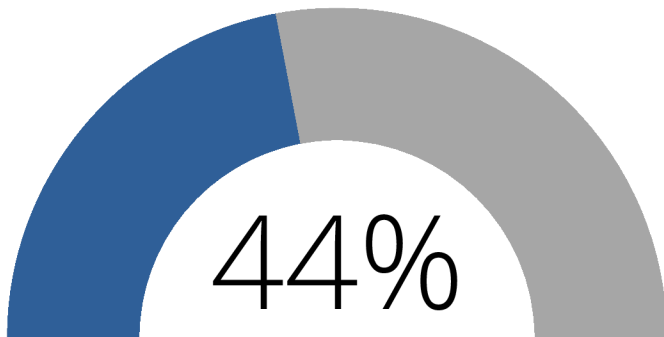
51% identified as **White**.

21% identified as **Hispanic**.

18% identified as **Black**.



29% identified as being of **Hispanic, Latino, or Spanish origin**.



25-34 year old age group.

Industry Statistics:

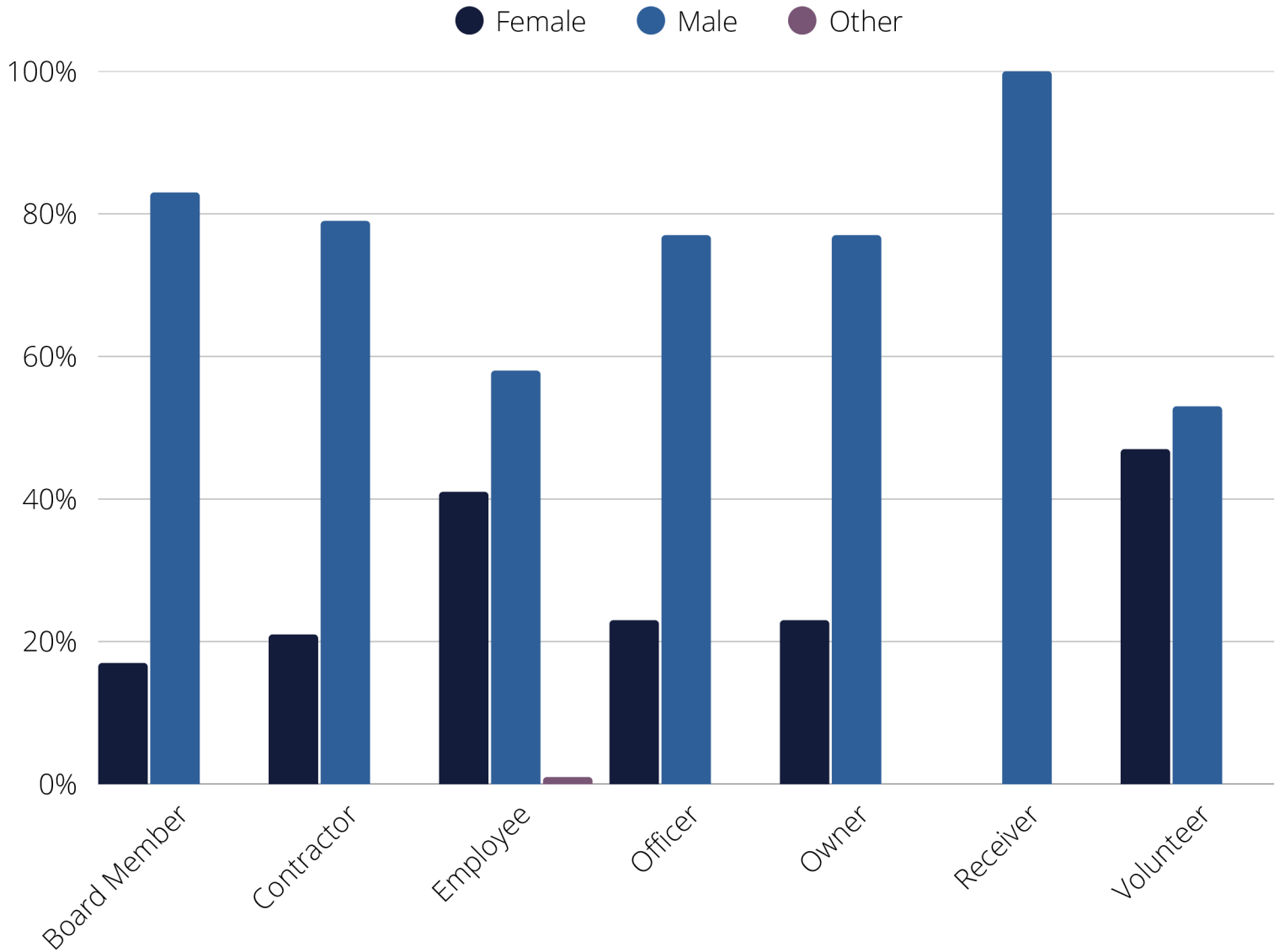
353 active licenses issued in Nevada.

- **107** Dispensaries

To review more statistics, visit: ccb.nv.gov



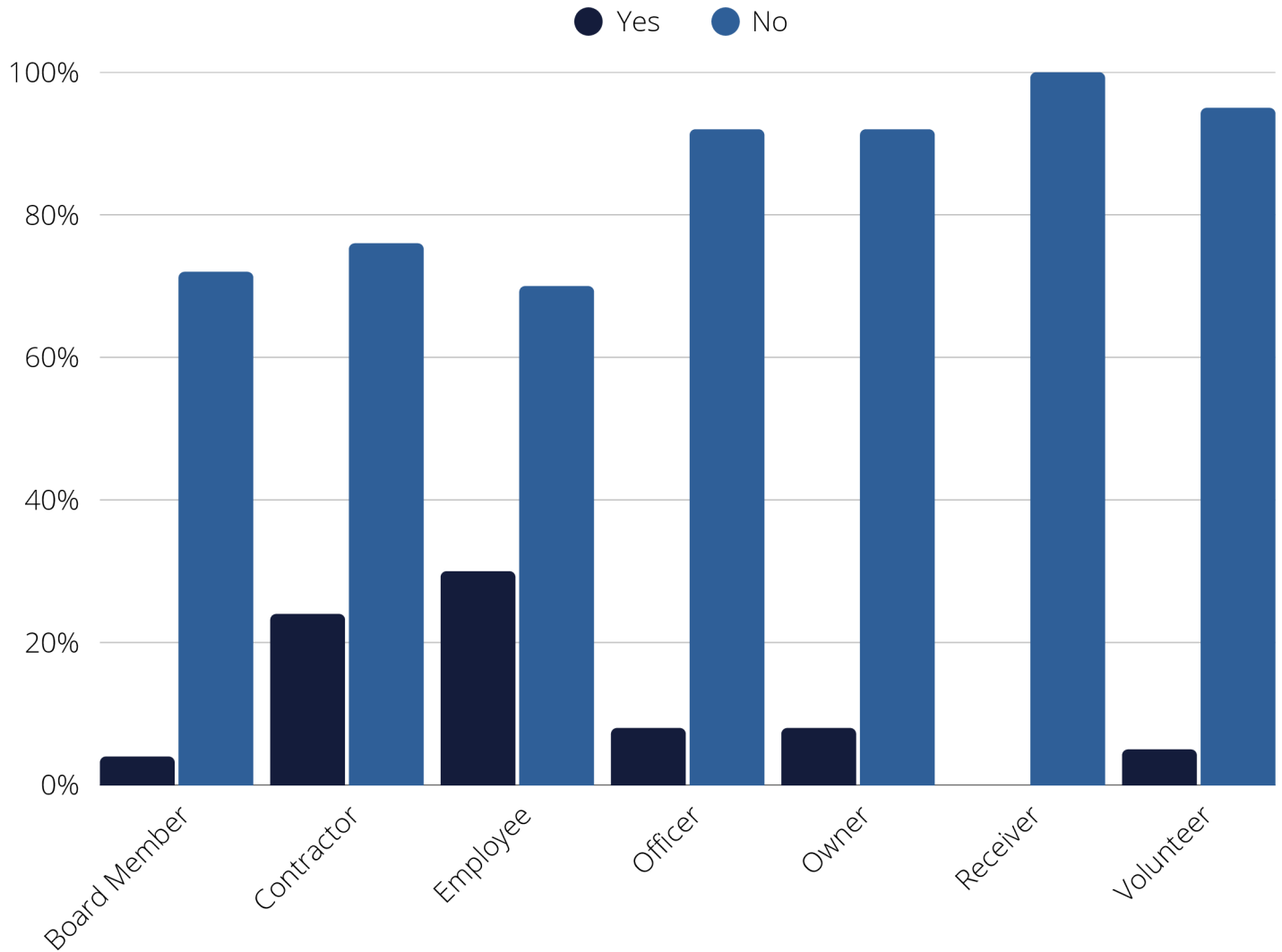
What is your gender?



Count of Gender	Gender			
Applicant Role	Female	Male	X	Grand Total
Board Member	13	63		76
Contractor	147	559	2	708
Employee	4618	6528	77	11223
Officer	17	56		73
Owner	100	341		441
Receiver		1		1
Volunteer	9	10		19
Grand Total	4904	7558	79	12541



Are you of Hispanic, Latino, or Spanish origin such as Mexican, Puerto Rican, or Cuban?

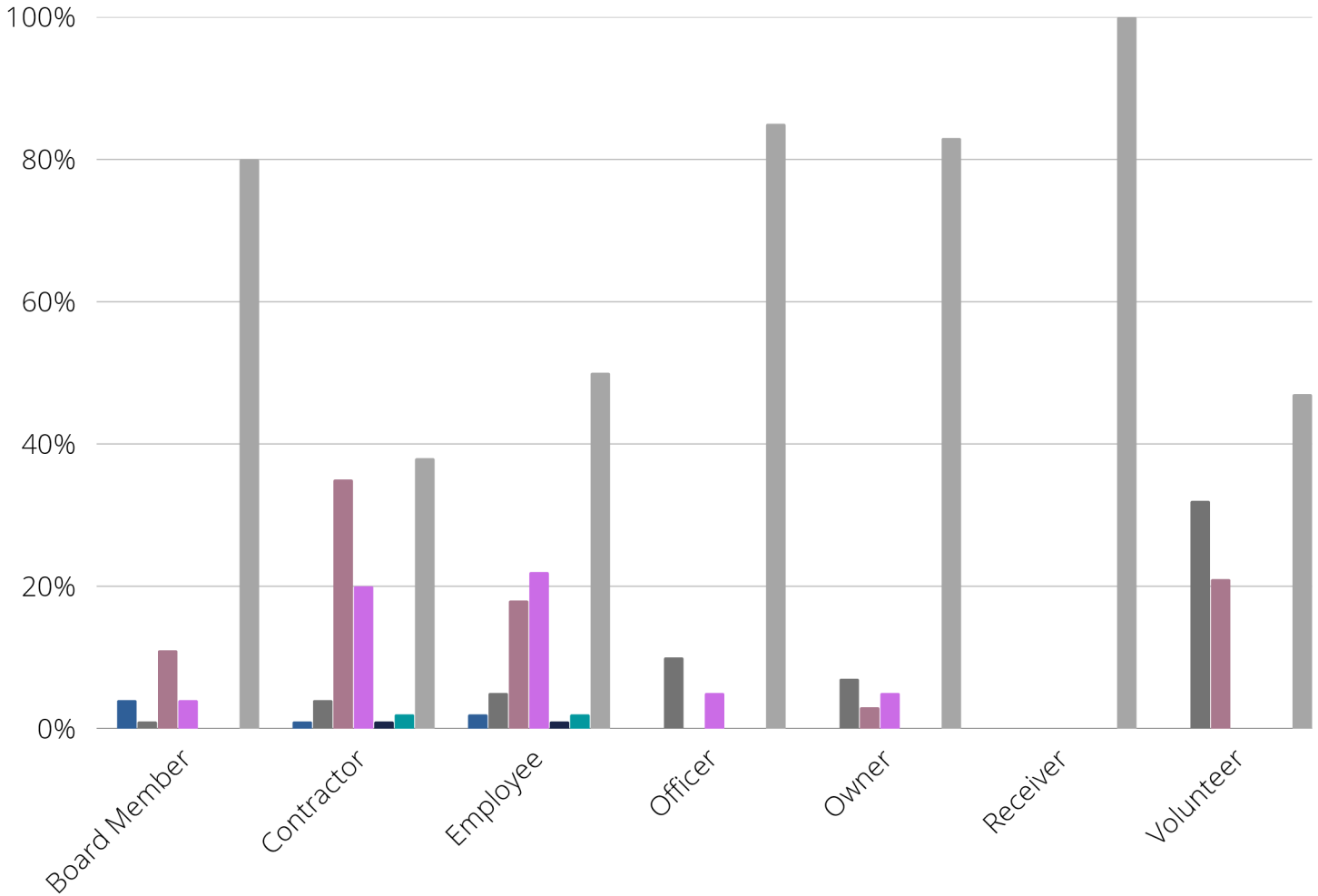


Count of Ethnicity Column Labels			
Row Labels	Hispanic or Latino	Not Hispanic or Latino	Grand Total
Board Member	4	72	76
Contractor	169	539	708
Employee	3374	7849	11223
Officer	6	67	73
Owner	34	407	441
Receiver		1	1
Volunteer	1	18	19
Grand Total	3588	8953	12541



Select your race. Select all that apply.

- Alaska Native
- American Indian
- Asian
- Black or African American
- Hispanic or Latino
- Native Hawaiian
- Other Pacific Islander
- White

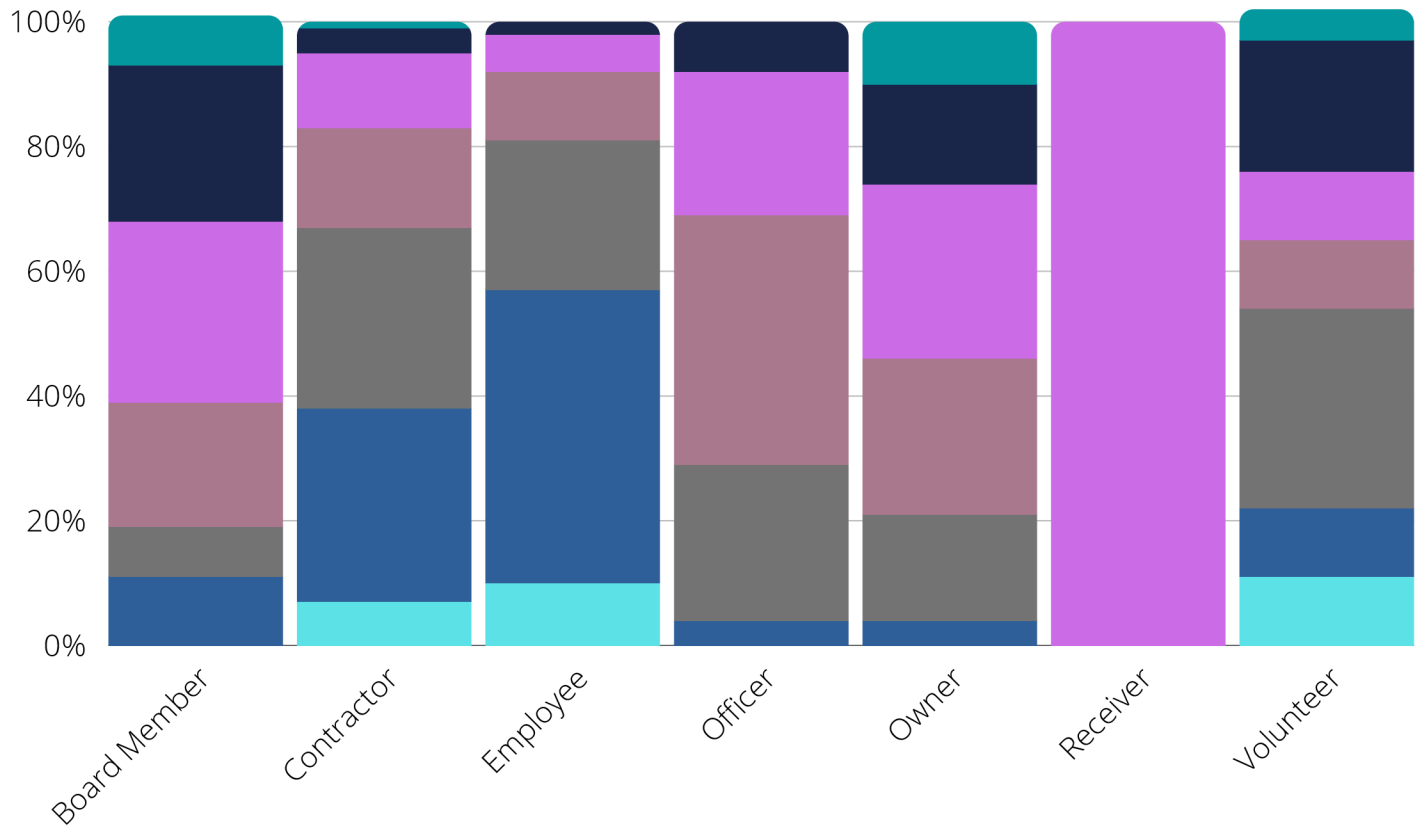


Race	Alaska Native	American Indian	Asian	Black or African American	Hispanic or Latino	Native Hawaiian	Other Pacific Islander	White	Grand Total
Board Member		3	1	8	3			61	76
Contractor	1	5	26	247	140	6	16	267	708
Employee	9	189	565	2019	2444	113	229	5655	11223
Officer			7		4			62	73
Owner			32	13	24	2	2	368	441
Receiver								1	1
Volunteer			6	4				9	19
Grand Total	10	197	637	2291	2615	121	247	6423	12541



What is your age?

- 21-24 years old
- 25-34 years old
- 35-44 years old
- 45-54 years old
- 55-64 years old
- 65-74 years old
- 75+ years old



Count of Age Range	Age Range							
Applicant Role	(21-24)	(25-34)	(35-44)	(45-54)	(55-64)	(65-74)	(75+)	Grand Total
Board Member		8	6	15	22	19	6	76
Contractor	47	222	208	112	86	26	7	708
Employee	1124	5268	2697	1226	668	212	28	11223
Officer		3	18	29	17	6		73
Owner		19	77	109	122	69	45	441
Receiver					1			1
Volunteer	2	2	6	2	2	4	1	19
Grand Total	1173	5522	3012	1493	918	336	87	12541

*For this demographic study, individuals holding agent cards in multiple roles are counted only once using the following hierarchy:

- Individuals with an Owner agent card are counted as Owners irrespective of other roles.
- Individuals holding both Officer and Board Member agent cards are counted as Officers.
- Individuals holding Officer, Employee, and Contractor agent cards are counted as Officers.
- Individuals holding Board Member, Employee, and Contractor agent cards are counted as Board Members.
- Individuals holding Employee, Contractor, and Volunteer agent cards are counted as Employees.